



# Sign PDFs



Sigr

Sen

Get  
Ado

Mar  
PDF

Appli

Last I

Reader lets you sign PDFs and incorporate that signature into the file. If you are viewing a PDF on the web, download the PDF first before you sign it. Some documents have security applied that prohibits electronic signatures. Print such documents and then sign the printed copy.




Quickly fill and sign any PDF form online.

Try now for free

## Sign a PDF

To sign a PDF document or form, you can type, draw, or insert an image of your handwritten signature. You can also add text, such as your name, company, title, or the date. When you save the document, the signature and text become part of the PDF.

### Steps to sign a PDF

- 1 Open the PDF document or form that you want to sign.
- 2 Click the Sign icon  in the toolbar. Alternatively, you can choose **Tools > Fill & Sign** or choose **Fill & Sign** from the right pane.

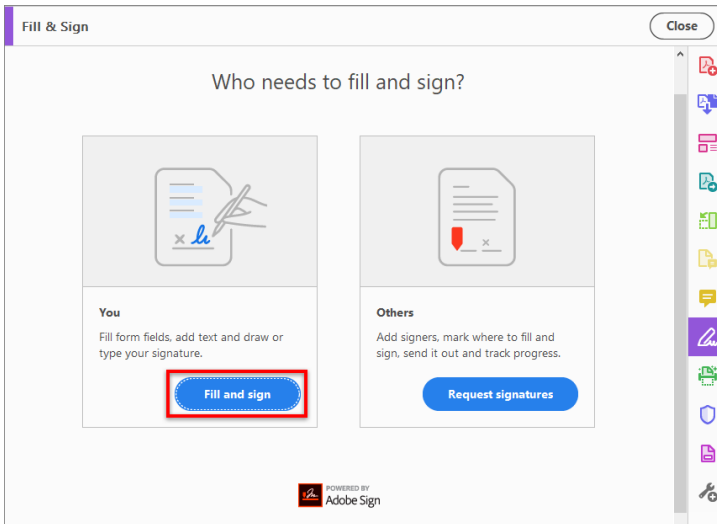




# Sign PDFs



3 The Fill & Sign tool is displayed. Click **Fill and Sign**.



4 The form fields are detected automatically. Hover the mouse over a field to display a blue box. Click anywhere in the blue box, the cursor will be placed at the right position automatically. Type your text to fill the field.

Form <b>X-5</b> Department of Human Resource	<b>Employee xxxxx Certificate</b> Some descriptions of this form. Some descriptions of this form. Some descriptions of this form. Some descriptions of this form.	<b>2018</b>
Type or print your first name and middle initial. <input type="text"/>	Last name <input type="text"/>	Social Security Number <input type="text"/>
Home address (number and street or rural route) <input type="text"/>		Single <input type="checkbox"/> Married <input type="checkbox"/> Please see the comments somewhere.

*Hover the mouse to display the detected text field*

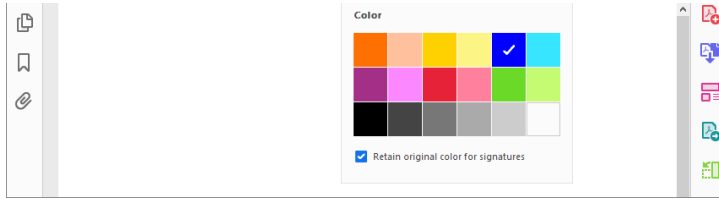
You can choose your desired color to fill the PDF form. Click the color button in the Fill & Sign menu and choose your desired color.



ON  
Sigr  
Sen  
Get  
Ado  
Mar  
PDF  
Appli  
Last I





# Sign PDFs



By default, the signature color is black. To retain the default color of the signature, make sure the **Retain Original Color For Signature** option is unchecked.

**Note:**  
For more information on filling your form, see [Fill out your PDF form](#).

- 5 Click the **Sign** icon  in the toolbar, and then choose whether you want to add your signature or just initials.



If you have already added signatures or initials, they are displayed as options to choose from.

- 6 If you've already added your signature or initials, just select it from the Sign options, and then click at the place in the PDF where you want to add your signature. Skip to the next step.  
If you are signing for the first time, you see the Signature or Initials panel. Below is an example of the Signature panel.



ON  
Sigr  
Sen  
Get  
Ado  
Mar  
PDF  
Appli  
Last I

# Sign PDFs



You can choose to type, draw, or import a signature image. Added signatures and initials are saved for future use.

- **Type:** Type your name in the field. You can choose from a small selection of signature styles; click Change Style to view a different style.
- **Draw:** Draw your signature in the field.
- **Image:** Browse and select an image of your signature.
- **Save Signature:** When this check box is selected, and you're signed in to Acrobat Reader or Acrobat, the added signature is saved securely in Adobe Document Cloud for reuse.

Click **Apply**, and then click at the place in the PDF where you want to place the signature or initial.

- 7 To move the placed signature or initial, click the field to highlight it and then use the arrow keys. To resize or delete the field, use the options in field toolbar.

## Note:

If you want to use an image as your signature:

- Sign your name in black ink on a clean, blank sheet of white paper. Sign in the middle of the paper so you don't photograph or scan the edges.
- Photograph or scan your signature. If you are taking a picture of your signature, make sure that the page is lit and that no shadows fall across the signature.



ON  
Sigr  
Sen  
Get  
Ado  
Mar  
PDF  
Appli  
Last I